









**The last weekend of March every year!**

# **Celebrating Neighbours Day Aotearoa where you live**



















**In this pack, you'll find...**

-  Ideas
-  10-step guide
-  What's your story?
-  Neighbours Day flyers
-  Neighbours Day invitations
-  Neighbours Day thank you note

**What you do makes a difference in your neighbourhood!**

**[www.neighboursday.org.nz](http://www.neighboursday.org.nz)**

# There are many ways you could celebrate Neighbours Day Aotearoa... Here are a few ideas!

-  Before Neighbours Day, pop a note card into your neighbours' letterboxes, asking if they're interested in getting to know one another and take it from there
-  Say kia ora, hello, talofa, mālō ē lelei, ni hao or whatever works for you and your neighbours!
-  Organise a street BBQ, or a morning/afternoon tea – ask your neighbours to bring along food to share (or, how about making a giant batch of pancakes and having breakfast together?)
-  Host an international pot luck (shared) meal with a few of your neighbours - invite everyone to bring a dish in their local tradition
-  Bake something to give to your neighbours or invite them over to your home for a cup of tea
-  Next time you mow your grass verge why not do your neighbours' verge as well?
-  Exchange phone numbers in case of emergencies – help your neighbours by giving them all a copy of each other's contacts (with their permission)
-  Share home-grown produce with your neighbours or start a local community garden
-  Get online: set up a Facebook page or website for your street or neighbourhood to help you organise neighbourly activities
-  Set up a Neighbourhood Support group (visit: [www.ns.org.nz](http://www.ns.org.nz)) or organise a home safety gathering with your neighbours (visit: [www.homesafety.co.nz](http://www.homesafety.co.nz))
-  Make your neighbours a card or write them a note to say thank you for being a good neighbour
-  Organise a sports / games afternoon – egg and spoon, sack, relay races, chalk-drawing competitions are simple and great fun
-  Get creative with your neighbours and decorate your letter-boxes together
-  Organise a street clean-up, gardening / working bee, or giant garage-sale
-  Do you enjoy writing? Make a book of stories with some neighbours to record memories that celebrate great things about your street
-  Find out who plays what instrument in your street and organise a musical jam session
-  Do a street clothes swap: Recycle clothes and refresh your family's wardrobes!
-  Start a neighbourhood library for things you and your neighbours are happy to lend / share with each other (e.g. ladders, tools, books, toys, sports gear, music, art & craft supplies...)

**Do you have a good idea? We'd love to hear it!**  
**Email: [kiaora@neighboursday.org.nz](mailto:kiaora@neighboursday.org.nz)**

# 10-step guide to planning a street get-together

## 1. Start simple

If you already know one or two neighbours, ask them if they have any ideas and would like to help out. If you don't know any neighbours, you could give door knocking a go or speak to a couple neighbours when you see them next. Share your ideas with them and ask if they'd like to help you.

## 2. Decide what kind of get-together you'd like to have!

A street BBQ, street clean up day, shared garage sale, pot-luck dinner, street sports – whatever you'd like to try! Think about a suitable location. If you live on a cul-de-sac, the end of the street is a great place to gather. If you live in a busy street, is there a park close by? Do you or one of your neighbours have space to host neighbours? (Safety is important: Want to close your street? Contact your local Council for advice).

## 3. Follow up with your keen neighbours

Keep talking with them about ideas, make a plan and decide what to do for the event. Set a date and decide who will do what. Keep it simple!

## 4. Make a simple invitation for the event

Include all the details (what, where, when, who...). Involve kids along the way – for example, you could ask your kids (or your neighbours' kids) to help design the invitation.

## 5. Nearer the time, invite people in person

In the week/s before the event, go door-to-door and invite your neighbours face-to-face (as they will be much more likely to come!). Make sure you go with someone else and tell another person where you're going (for safety). (Note: If some of your neighbours have limited English abilities, try to find ways to communicate and include them as this will help everyone feel welcome and part of the neighbourhood.)

## 6. Keep everyone involved

Stay in touch and keep talking with the other neighbours who are helping you and work out details along the way. If you are having a street BBQ, you may want to have a few easy games up your sleeve (such as egg and spoon races, chalk drawing competitions, a game of cricket...).

## 7. Remind them again!

A few days before the event, you could put a simple reminder note in your neighbours' letterboxes.

## 8. On the day, be a good host

Arrive early to set up and welcome people. Look out for neighbours who don't know anyone, and do your best to make everyone feel welcome. Name tags (with neighbours' house numbers) can be a great help.

## 9. Plan to stay in touch with each other

During the event, share contact details with your neighbours (with their permission).

## 10. Keep things going

Try to keep the neighbourly connections going – start thinking about your next street activity and encourage others to help out. You and your neighbours could take turns at being a 'street coordinator' to help keep things moving forward - or you could form a Neighbourhood Support group.

**Have fun!!!**

# What's your story?

We would love to share a story of your neighbourhood on the Neighbours Day Aotearoa website. We'd also love to show the media some great examples of great neighbourhoods to inspire others around the country!



## **Tell us about your neighbourhood - where is it, what's it like?**

(Is it a cul-de-sac or long street, apartment blocks? What does it look like – is it colourful, neat, steep or flat, spacious or compact, busy or quiet...)



## **How long have you lived there?**



## **What do you like most about your neighbours / neighbourhood?**



## **What is it about your neighbours that help make it a great place to live?**



## **What is your favourite / funniest / interesting / most special memory or story about your neighbours?**



## **How are you planning to celebrate Neighbours Day Aotearoa? (Or what did you do?)**

**Can we please share your comments on the [www.neighboursday.org.nz](http://www.neighboursday.org.nz) website and other Neighbours Day-related newsletters?**

**YES / NO**

**Would you be willing to be interviewed by a journalist for a newspaper/magazine story about your neighbourhood?**

**YES/ NO**

**If yes, please provide your name and a contact phone number:**

Please email answers to: [kiaora@neighboursday.org.nz](mailto:kiaora@neighboursday.org.nz)

Or post to: Neighbours Day Development Team, PO Box 33 1013, Takapuna 0740, Auckland

# neighbours day AOTEAROA

Last weekend of March  
every year!

Neighbours Day Aotearoa is about making time to celebrate and get to know our neighbours better.

Share a cuppa, chat over the fence, get the kids playing together, or hold a street BBQ.

**What you do makes a difference in your neighbourhood.**

SIGN UP at the website to show your support:

[www.neighboursday.org.nz](http://www.neighboursday.org.nz)



Got questions or a story to share?

Email [kiaora@neighboursday.org.nz](mailto:kiaora@neighboursday.org.nz)

hurihia nga ara hei tui i te ata noho a te tangata - turning streets into neighbourhoods

# neighbours day AOTEAROA

Last weekend of March  
every year!

Neighbours Day Aotearoa is about making time to celebrate and get to know our neighbours better.

Share a cuppa, chat over the fence, get the kids playing together, or hold a street BBQ.

**What you do makes a difference in your neighbourhood.**

SIGN UP at the website to show your support:

[www.neighboursday.org.nz](http://www.neighboursday.org.nz)



Got questions or a story to share?

Email [kiaora@neighboursday.org.nz](mailto:kiaora@neighboursday.org.nz)

hurihia nga ara hei tui i te ata noho a te tangata - turning streets into neighbourhoods

# neighbours day AOTEAROA

Last weekend of March  
every year!

Neighbours Day Aotearoa is about making time to celebrate and get to know our neighbours better.

Share a cuppa, chat over the fence, get the kids playing together, or hold a street BBQ.

**What you do makes a difference in your neighbourhood.**

SIGN UP at the website to show your support:

[www.neighboursday.org.nz](http://www.neighboursday.org.nz)



Got questions or a story to share?

Email [kiaora@neighboursday.org.nz](mailto:kiaora@neighboursday.org.nz)

hurihia nga ara hei tui i te ata noho a te tangata - turning streets into neighbourhoods

# neighbours day AOTEAROA

Last weekend of March  
every year!

Neighbours Day Aotearoa is about making time to celebrate and get to know our neighbours better.

Share a cuppa, chat over the fence, get the kids playing together, or hold a street BBQ.

**What you do makes a difference in your neighbourhood.**

SIGN UP at the website to show your support:

[www.neighboursday.org.nz](http://www.neighboursday.org.nz)



Got questions or a story to share?

Email [kiaora@neighboursday.org.nz](mailto:kiaora@neighboursday.org.nz)

hurihia nga ara hei tui i te ata noho a te tangata - turning streets into neighbourhoods

Kia ora neighbour! Let's celebrate Neighbours Day together...



What:

Where:

When:

Contact:

[www.neighboursday.org.nz](http://www.neighboursday.org.nz)

---

Kia ora neighbour! Let's celebrate Neighbours Day together...



What:

Where:

When:

Contact:

[www.neighboursday.org.nz](http://www.neighboursday.org.nz)

---

Kia ora neighbour! Let's celebrate Neighbours Day together...



What:

Where:

When:

Contact:

[www.neighboursday.org.nz](http://www.neighboursday.org.nz)

---

Kia ora neighbour! Let's celebrate Neighbours Day together...



What:

Where:

When:

Contact:

[www.neighboursday.org.nz](http://www.neighboursday.org.nz)

Thank you for being a great neighbour!



Happy Neighbours Day

[www.neighboursday.org.nz](http://www.neighboursday.org.nz)

---

Thank you for being a great neighbour!



Happy Neighbours Day

[www.neighboursday.org.nz](http://www.neighboursday.org.nz)

---

Thank you for being a great neighbour!



Happy Neighbours Day

[www.neighboursday.org.nz](http://www.neighboursday.org.nz)

---

Thank you for being a great neighbour!



Happy Neighbours Day

[www.neighboursday.org.nz](http://www.neighboursday.org.nz)

# neighbours day AOTEAROA

24-25 March 2012

get the kids playing  
together

hold a street BBQ

share a cuppa

chat over the fence

What you do makes a difference in your neighbourhood!  
[www.neighboursday.org.nz](http://www.neighboursday.org.nz)